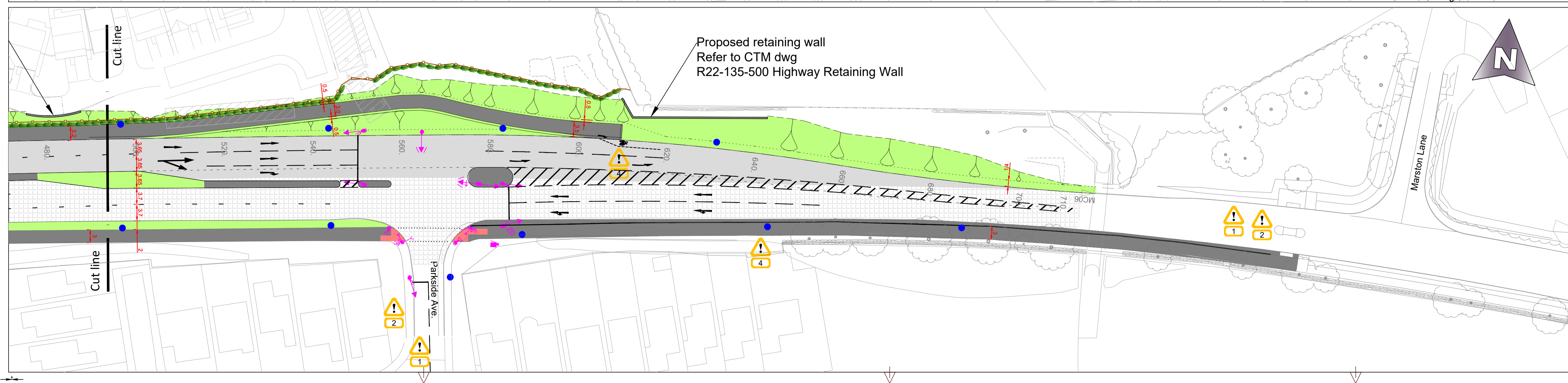
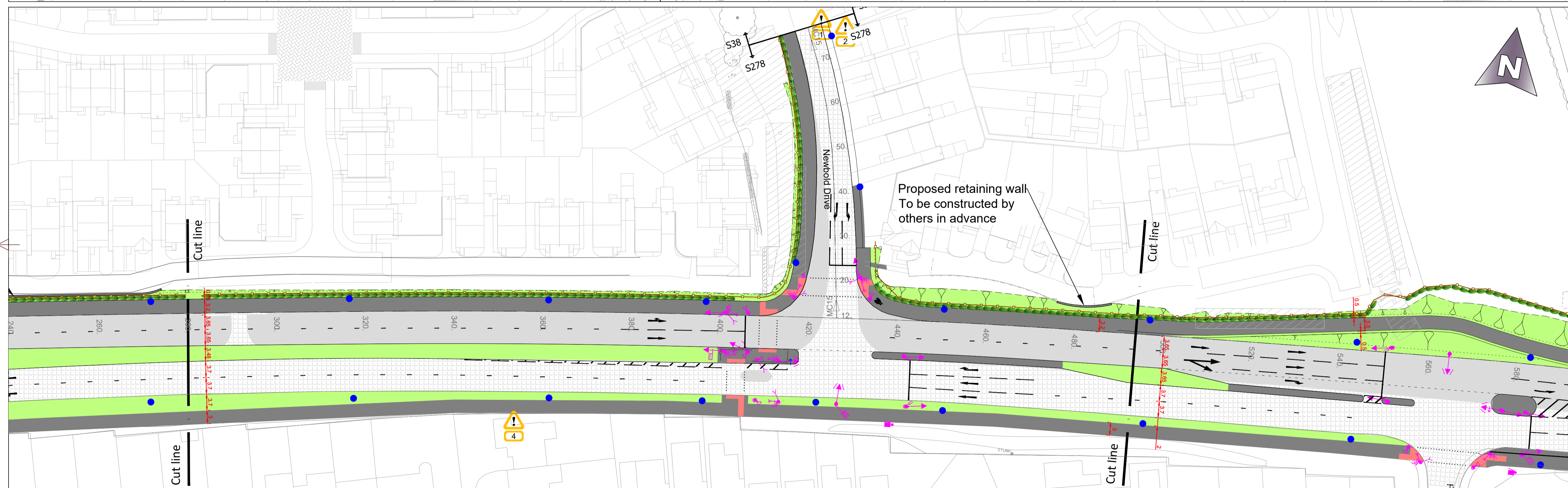
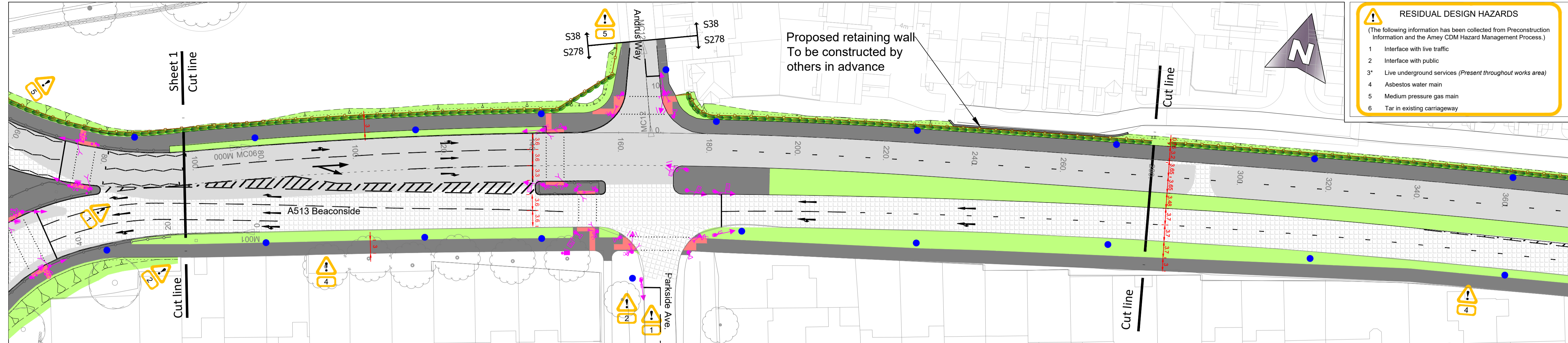


A1



KEY

- Existing Carriageway to remain (surface level may be altered)
- Proposed Carriageway (new carriageway construction)
- Proposed Footway and existing Footway to remain (surface level maybe altered)
- Proposed Verge / Embankment and existing Verge / Embankment to remain (surface level maybe altered)

NOTES

1. To be read in conjunction with other relevant scheme drawings

Rev	Detail	By	Date
R2	Retaining wall reference updated	RF	05/12/2022
R1	Model updated to Rev4	RF	28/06/2021

Revisions

Original Version	MX Model: "001 Proposed Rev4"
Drawn: RF	
Design: MF	
Date:	

Checked by: _____

Approved by: (Drawing NOT approved if this box is empty)



Project Name
DCA - Redhill Roundabout, Stafford

Drawing Title
General Arrangement Sheet 2 of 2

Grid reference : 391,200, 326,200 (Localised)
Original Drawing Size : A1 Dimensions : m
Scale : 1/500 Copyright © Amey

Drawing No D0193G-R01-02	Rev R2
-----------------------------	-----------

Trim to this line for A1

File Name: J:\Highways\West\Schemes\DCA Redhill Roundabout - Stafford - D0193G\CAO\Disciplines\WIP\1 Live Drgs\D0193G-R01-01 and 02 R2 - General Arrangement.dwg
 Layout Name: R01-02